



# Stellar Gyro An Innovative New Approach to Achieving High Pointing Accuracy in Eclipse

James Barrington-Brown, CEO  
[jbb@newspacesystems.com](mailto:jbb@newspacesystems.com)


**Presentation at UN BSTI Conference**  
12 December 2017

# AGENDA

- 1** *Company Profile*
- 2** *Problem Statement*
- 3** *Stellar Gyro: Concept*
- 4** *System Benefits*
- 5** *Simulation & Test Results*
- 6** *ACS System-on-a-Board*
- 7** *Road map (way forward)*

# COMPANY : NewSpace Systems

- NewSpace Systems is a South Africa, privately owned advanced manufacturer of **high-quality space components and subsystems**.
- Facilities in Somerset West, South Africa and the United Kingdom.
- Focus on excelling in the small satellite market, with particular emphasis on the constellation market.
- Products developed and manufactured in accordance with ESA standards to ensure quality and competitiveness on a global scale  
ISO9001:2015 accredited



# PROJECT : Problem Statement

Addresses the problem of a *high-quality attitude estimate* throughout orbit, including *during eclipse*.

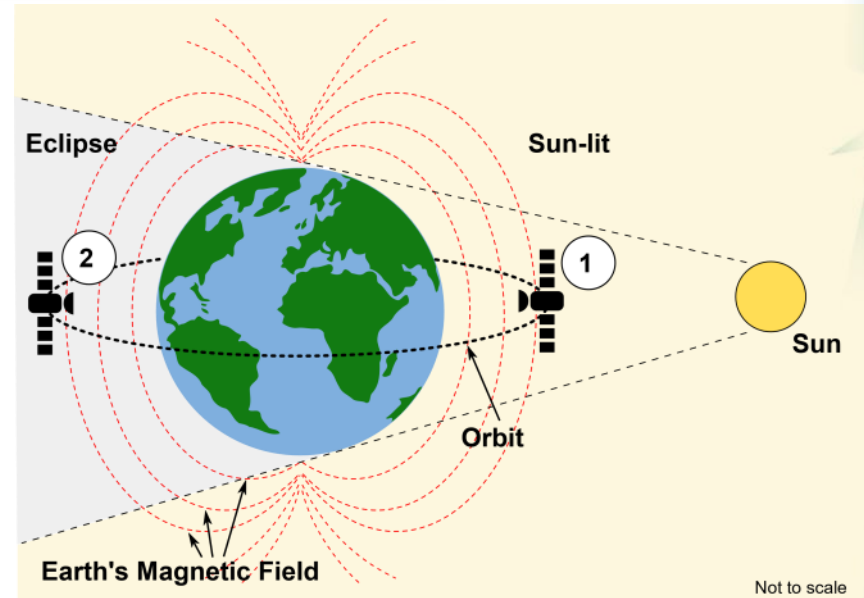
## Problem during Eclipse:

- No sun-vector measurement. Often magnetometer only.
- Attitude knowledge obtained by propagating rate information from the rate gyroscopes *at the cost of drift*.
- The stellar gyroscope solution, effectively eliminates drift.

## Current Alternatives:

- Star Tracker
- Earth horizon sensor

Both add significant cost and complexity.



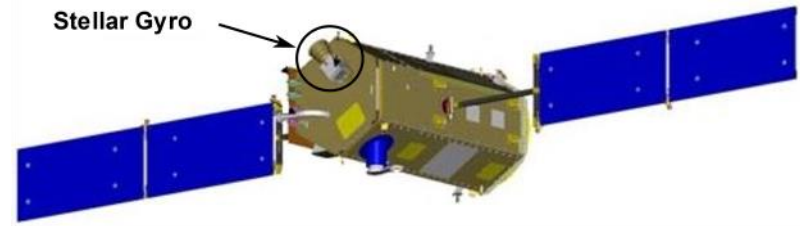
Sensor	Typical Performance
Sun Sensor	0.05° - 3°
Magnetometer	0.5° - 3°
Horizon Sensor: Fixed Head	< 0.1° - 0.25°
Horizon Sensor: Scanning	0.05° - 1°
Star Tracker	0.0003° - 0.01°
Rate Gyroscope	Drift rate: 0.003°/hour - 1°/hour
Stellar Gyro	Drift rate: None; 0.01° - 0.1°

[James R. Wertz] *Space Mission Analysis and Design*, 3e (1999)

# STELLAR GYROSCOPE :

## Concept

Satellites use a combination of sensor and actuator systems to ensure the intended orbit of the satellite is followed and to calculate the necessary adjustments.



Source: <https://upload.wikimedia.org/wikipedia/commons/e/e6/OCO.jpeg> [modified with permission]

**Stellar Gyro:** Optical sensor subsystem capable of inferring three-axis attitude propagation based on the displacement of a series of stars between successive image frames.

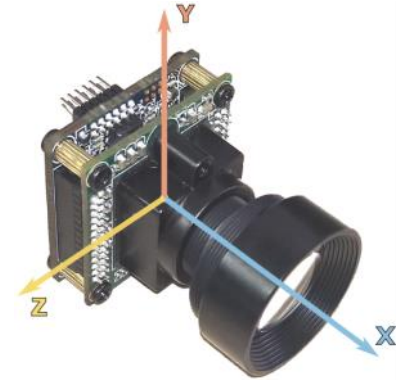


### Process Overview:

1. Capture successive star images
2. Extract star locations from images
3. Match star locations between image frames
4. Estimate angular rates using successfully matched stars

# BENEFITS : Why Change?

- No Baffle (small volume)
- Resilient to radiation damage
- Resilient to objects in field of view
- Low (processing) power
- No obstruction of Nadir face
- Easier alignment
- Low cost
- **BUT – circa 1° knowledge**



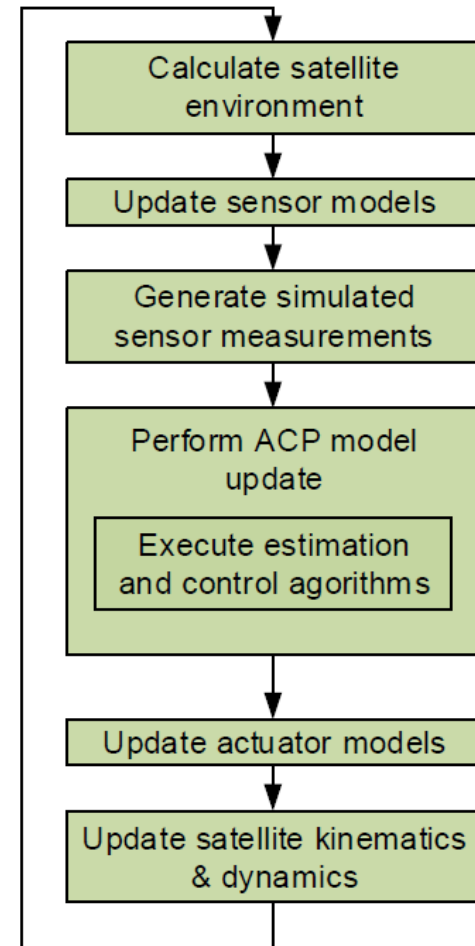
# SIMULATIONS : Process

## Simulation Process:

- Simulation scenario consisting of a 3U CubeSat in LEO.
- Different estimation techniques were employed to estimate the attitude of the satellite.
- Estimated attitude in each case is used as input to a momentum bias control scheme.

## The following attitude sensors are modelled:

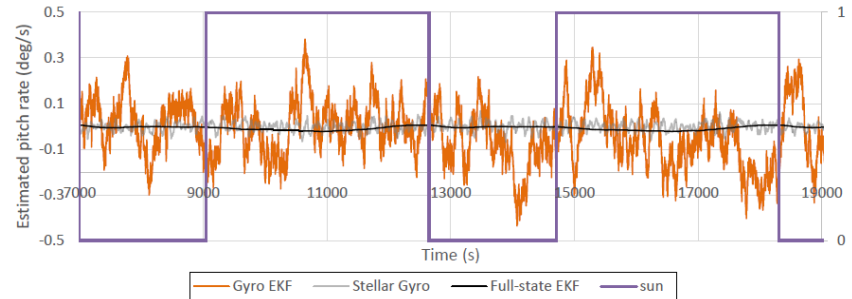
- Sun Sensor, Magnetometer, Stellar Gyroscope, MEMS Rate Sensors



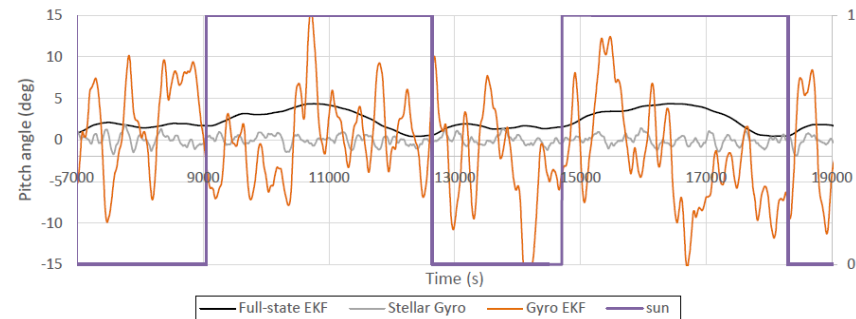
# SIMULATIONS : Results

## Simulation Results:

- Simulation scenario consisting of a 3U CubeSat in LEO.
- Different estimation techniques, each making use of a different set of sensor measurements, were employed to estimate the attitude of the satellite.
- Estimated attitude in each case is used as input to a momentum bias control scheme.



Error in estimated pitch rate over two orbits, for the full-state EKF and Stellar gyro estimation modes



Pitch angle over two orbits, for the full-state EKF and Stellar gyro estimation modes



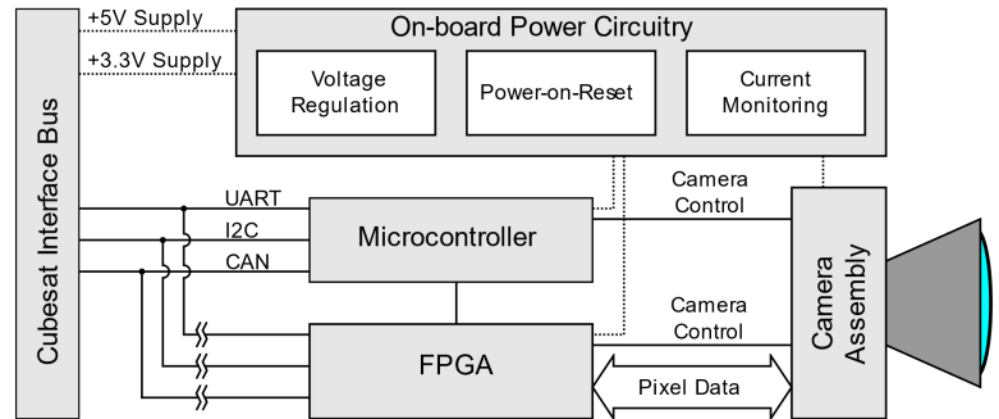


# STELLAR GYROSCOPE : NSS Design

- Builds on the foundation of study/research work undertaken by University of Kentucky and SSBV
- Compatible with the popular CubeSat specification (aimed at affordability and accessibility).
- Built using COTS components.
- Favours flight proven components from established NSS products.
- Applies efficient, well established algorithms to the stellar gyro problem.



NewSpace Systems Stellar Gyroscope

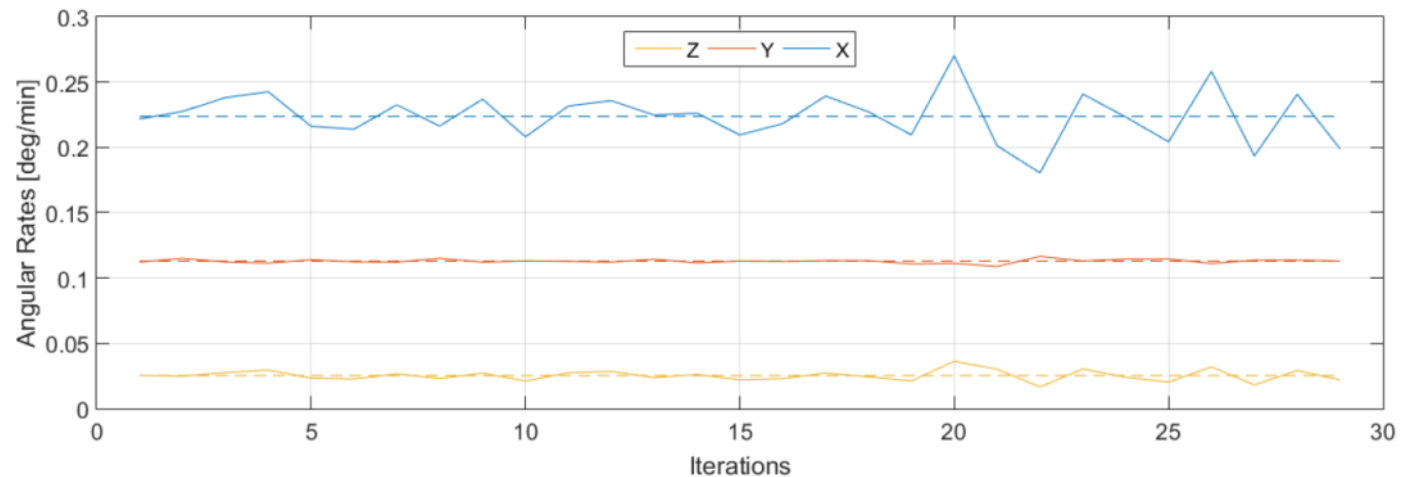



Overview of System Architecture

# NIGHT-SKY TESTS : Results




- Images taken of night sky
- Rotation of Earth taken as reliable rate measurement
- Demonstrated highly accurate measurement of rate

Rotation Estimate =  $1.4495^\circ$ , Actual Rotation =  $1.5^\circ$



Estimated angular rates using actual star field night sky images

# PRODUCT : Road map



# FREE HARDWARE! : Needs a Flight

- Needs a launch Q3/Q4 2018 [or Q1 2019]
- Sufficient Bandwidth for whole image downloads
- Suggested to be used as a payload only



**the dti**

Department:  
Trade and Industry  
REPUBLIC OF SOUTH AFRICA

**CSIR**  
*our future through science*





**Thank you for your time!**

**Questions?**