



State Scientific Center  
of the Russian  
Federation



National Research Institute for  
Physical-Technical and Radio-Technical Measurements

# The modified standard for time, frequency and national time scale UTC(SU) of Russian Federation

Vitaly Palchikov

## *Legal Status of the State Service for Time and Frequency*

According to Article 10 Statute of the State Service for Time and Frequency (SSTF):

*“The SSTF Information on Time, Frequency and the Earth Orientation Parameters is obligatory within territory of the Russian Federation”.*


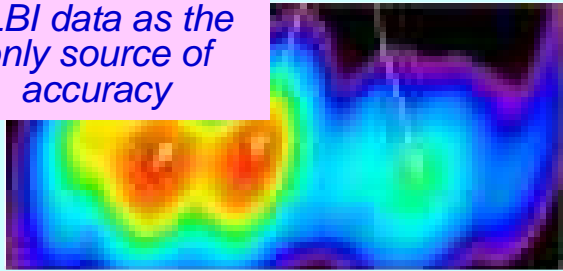
SSTF produces and disseminates at regular basis, including for GLONASS, following information:

- Time scale difference between UTC and National Time Scale UTC(SU).
- Time scale and frequency difference between UTC(SU) and UTC (secondary laboratory).
- Time scale difference between UTC(SU) and GPS/GLONASS System Time.
- Daily, Weekly and Monthly EOP data.

# Universal Time and the Earth Orientation Parameters


## ➤ Data Sources and Storage

VLBI data as the only source of accuracy



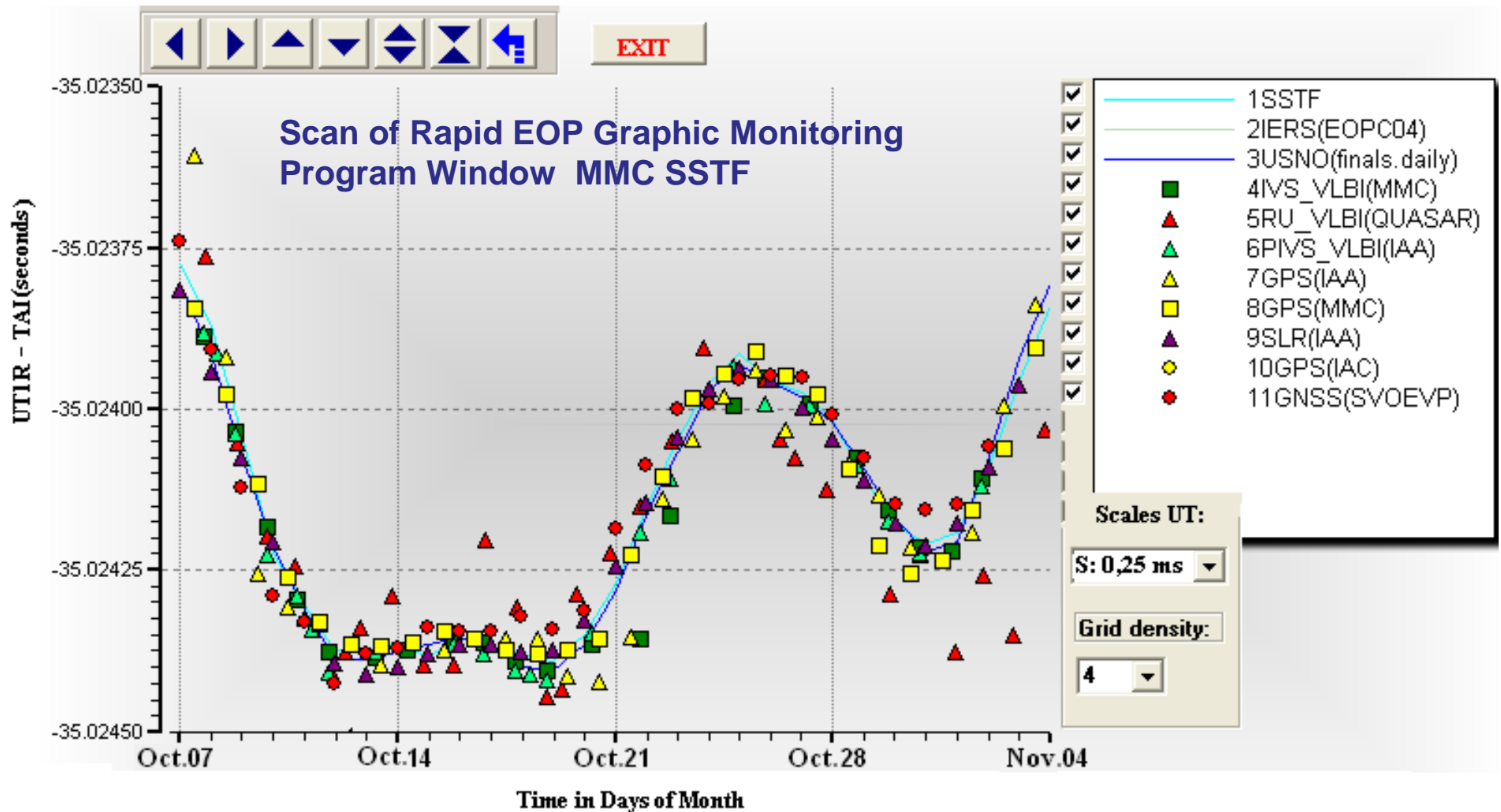
Satellite laser ranging data

GNSS phase carrier data is the most rapid and precise source



Daily EOP data  
Weekly EOP data  
Monthly EOP data  
*SSTF EOP data are in a good agreement with IEOS ones*

(RMS UT < 0,027 ms)  
(RMS Pole Coordinates < 0,0002")



**SSTF – Russian State Service of time, frequency and EOP**

**blue line – combined values of SSTF**

**red triangles – values which obtained by Russian interferometric network «QUASAR» from Russian sessions ONLY**

**MMC - Main Metrological Center of SSTF**

**IVS\_VLBI - IVS VLBI sessions**

# **The main achievements of the modernization campaign of the State Time and Frequency Standard**

**The primary Cs fountain standard**

**Two operational ensembles each of four H-masers in environmentally  
controlled chambers**

**New clock's model for timescale generation**

**Free Atomic Time Scale**

**Upgrading of the secondary laboratories**

**New instruments and calibration activity in operational time transfer system**

**TWSTFT stations status**

## The primary Cs fountain standard



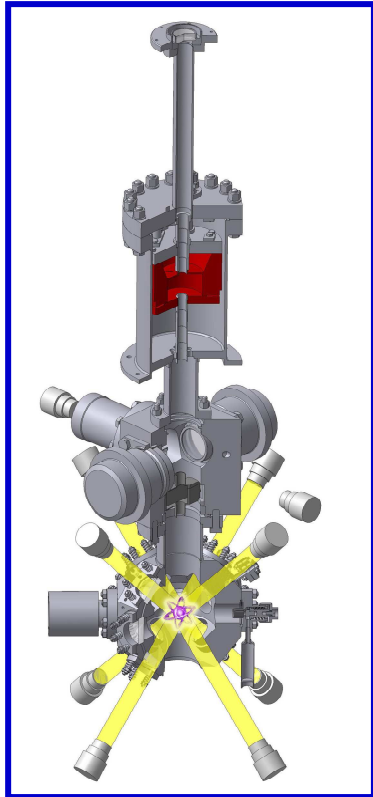
**Heating & evacuation of the fountain physical package**




**Assembling of the fountain mainframe & magnetic shield**




# Atomic fountains at VNIIFTRI



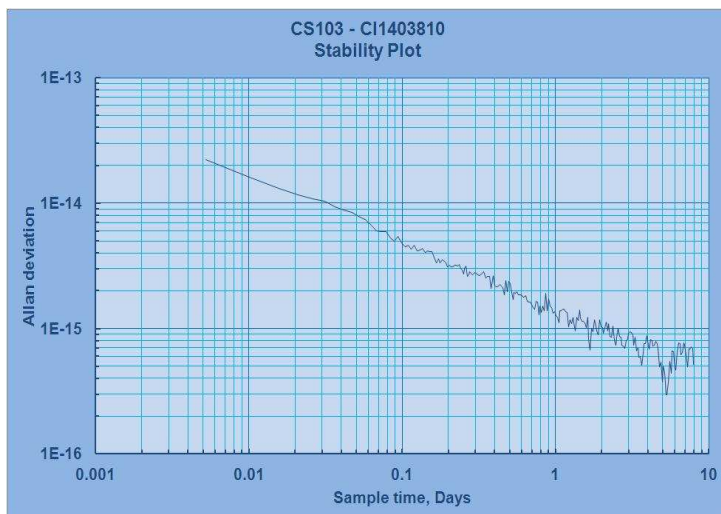
$\Theta_0 \sim 3 \times 10^{-15}$  – 2009 .  
 $\Theta_0 \leq 5 \times 10^{-16}$  – 2011 .



# Investigations and status of fountain primary Cs standards

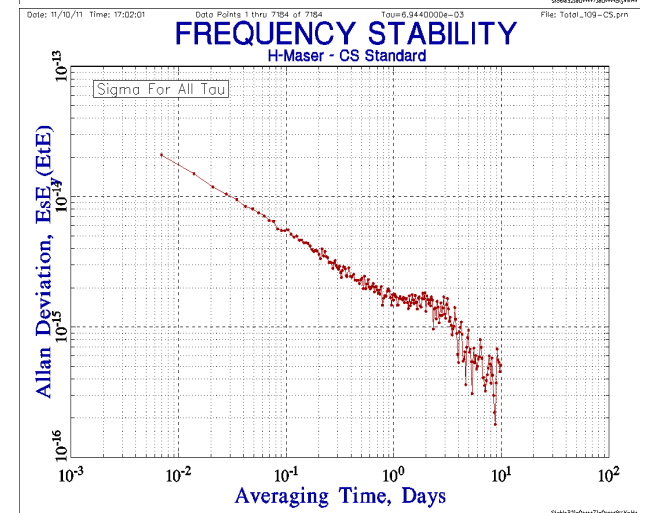
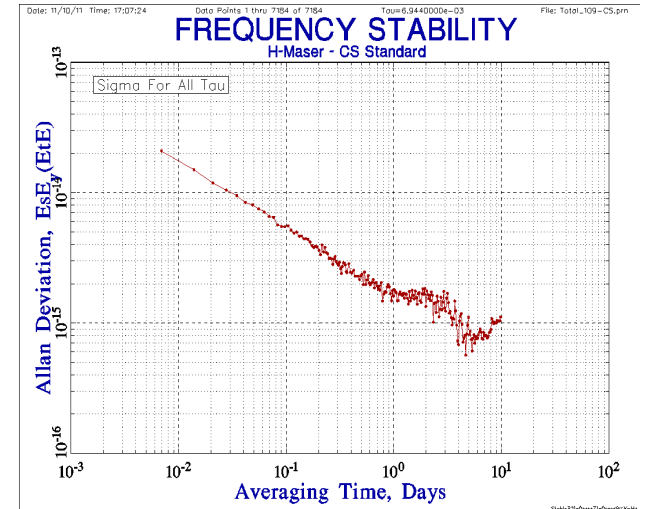



- Today in new laboratory building in thermo controlled rooms we have two standards: CS 103 and CS 105. General view of CS 105 is depicted below.
- At the end of 2011 an accuracy of CS 103 was evaluated as  $4.8 \times 10^{-16}$ . Later for practical purpose the number of low density atoms have been doubled. At present CS 103 errors budget is evaluated as  $6 \times 10^{-16}$ . CS 105 accuracy is evaluated as  $1 \times 10^{-15}$ .
- Recent comparison of SI time unit reproduced by CS 103 during MJD 56104-56139 relative to that published in Circular T 295 coincided within  $(8 \pm 7) \times 10^{-16}$ .
- The attached picture presents Allan frequency deviation of Cs 103 relative to H-maser clock # 1403810 measured for the period of MJD 56104-56139.





# Primary Cs Fountain Standard



**CS fountain standard operates continuously more than one year.**

# ENSEMBLE of H-MASERS



- The clock ensemble will be based on new generation of H-masers.
- New H-maser cavity auto tuning system. H-masers will become all-sufficient instruments and may operate alone.
- Total number of clock have to amount to twelve instruments at 2014.
- $\sigma_y(1 \text{ day}) \leq 5 \times 10^{-16}$  - 2009;  
 $\leq 3 \times 10^{-16}$  - 2011;

**How to reduce or predict frequency drift?**

**Placing of H-masers in stable conditions will help to get more predictable behavior of clocks (smaller drift variation)**



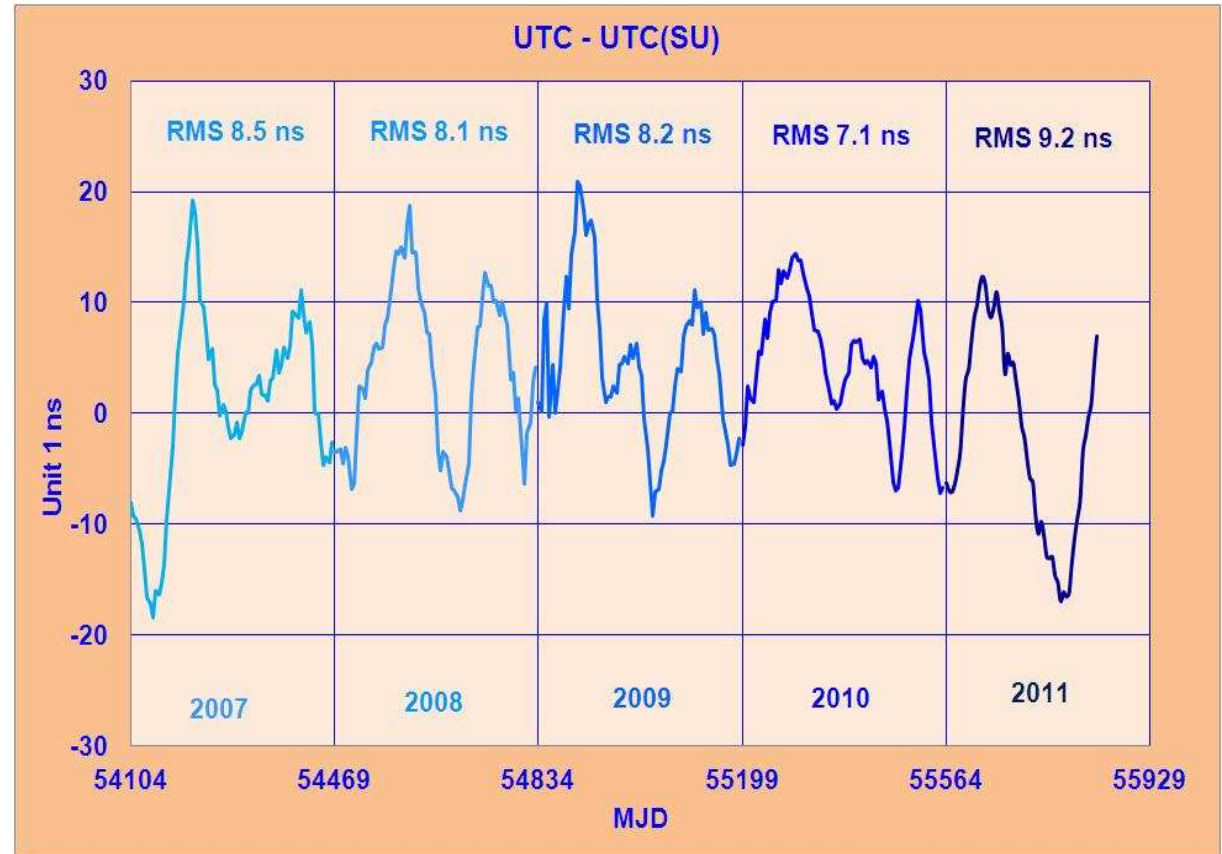
## Two operational ensembles each of four H-masers in environmentally controlled chambers



**The third chamber is under construction.**

**Individual frequency stability of the H-masers varies within  $3-5 \times 10^{-16}$  for sample times 1 – 10 days**

# Operational ensemble of H-masers and UTC-UTC(SU)



**Two operational ensembles each of four H-masers in environmentally controlled chambers**

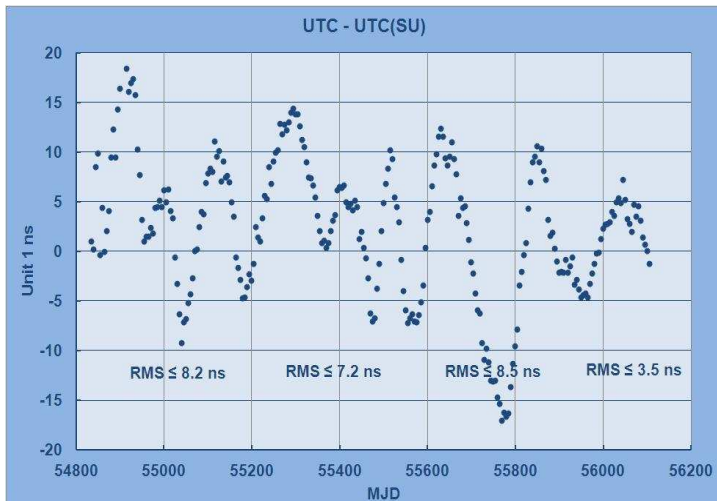
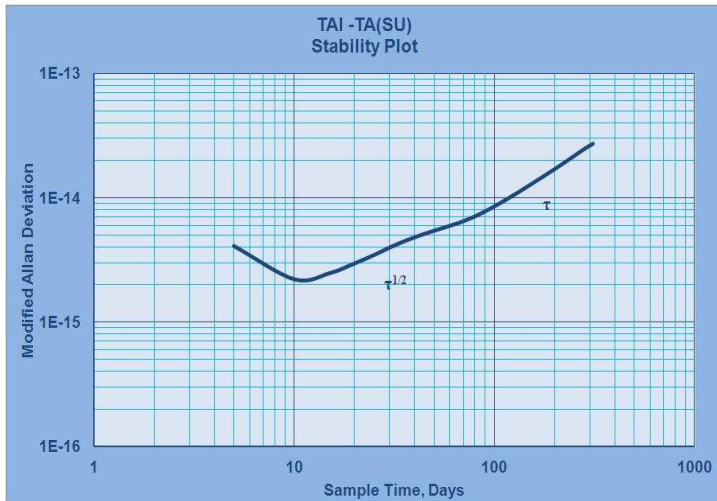
**Frequency stability of the H-masers varies within  $4-6 \times 10^{-16}$  for sample times 1 – 10 days**

**Frequency drift of the H-masers  $1-4 \times 10^{-16}$ /day**

**Present time  
RMS (UTC – UTC(SU))  $\leq 10$  ns**

# UTC(SU) time scale maintenance

## Operational activity



- The mainframe of time keeping instrumentation consists of H-maser ensemble. During 2009-2011 no considerable changes have happened in time keeping instruments - usual maintenance of H-maser's and inter comparison technique. Two time scales: coordinated UTC(SU) steered to UTC and free running TA(SU) continued to generate in conformity with algorithm introduced on MJD 53369 (30 DEC 2004).
- Because of TA(SU) have been based purely on free ensemble of H-masers clock ensemble manifested inevitable residual frequency drift. Despite this frequency instability of TA(SU) as compared to TAI  $\sigma_y(\tau)$   $2-4 \times 10^{-15}$   $10 \leq \tau \leq 30$  days.
- UTC(SU) time scale have been steered to UTC at one month basis with RMS difference UTC-UTC(SU)  $\leq 10$  ns at least for last five years.



## UTC(SU) time scale maintenance New Time Scale Algorithm

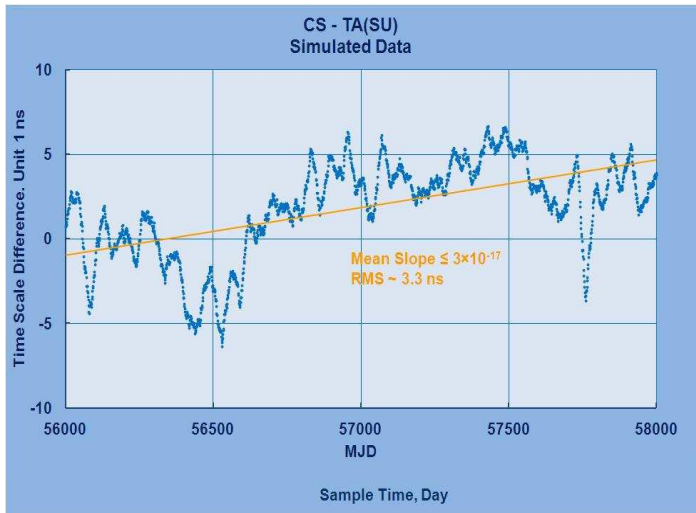
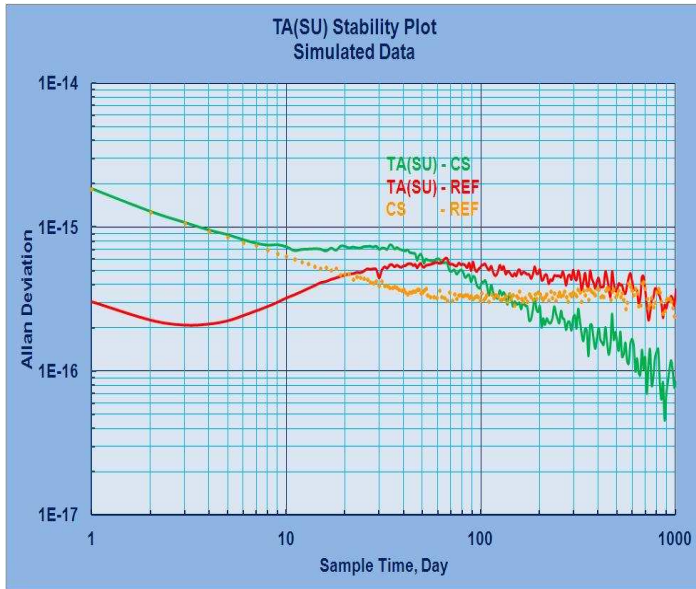
Implementation of two primary caesium fountain standards with uncertainty comparable to long term stability of the clock ensemble drastically changed possibilities for time algorithm to maintain atomic time scale TA(SU) and coordinated time scale UTC(SU).

The new time algorithm based on the following principles have been developed:

- the time unit reproduced by primary VNIIFTRI caesium fountain standards is kept by continuously operating H-maser ensemble;
- the time unit in TA(SU) corresponds to that SI(SU) reproduced by primary caesium fountain standards CS 103 and CS 105;
- atomic time scale TA(SU) is autonomous and independent;
- the coordinated time scale UTC(SU) is referred to TA(SU) as the most stable frequency source and by frequency steering corrections based on Key Comparison CCTF-K001.UTC UTC(SU) realizes time steering to UTC.
- time constants in the both algorithms are the same and equal to one month.

# UTC(SU) time scale maintenance

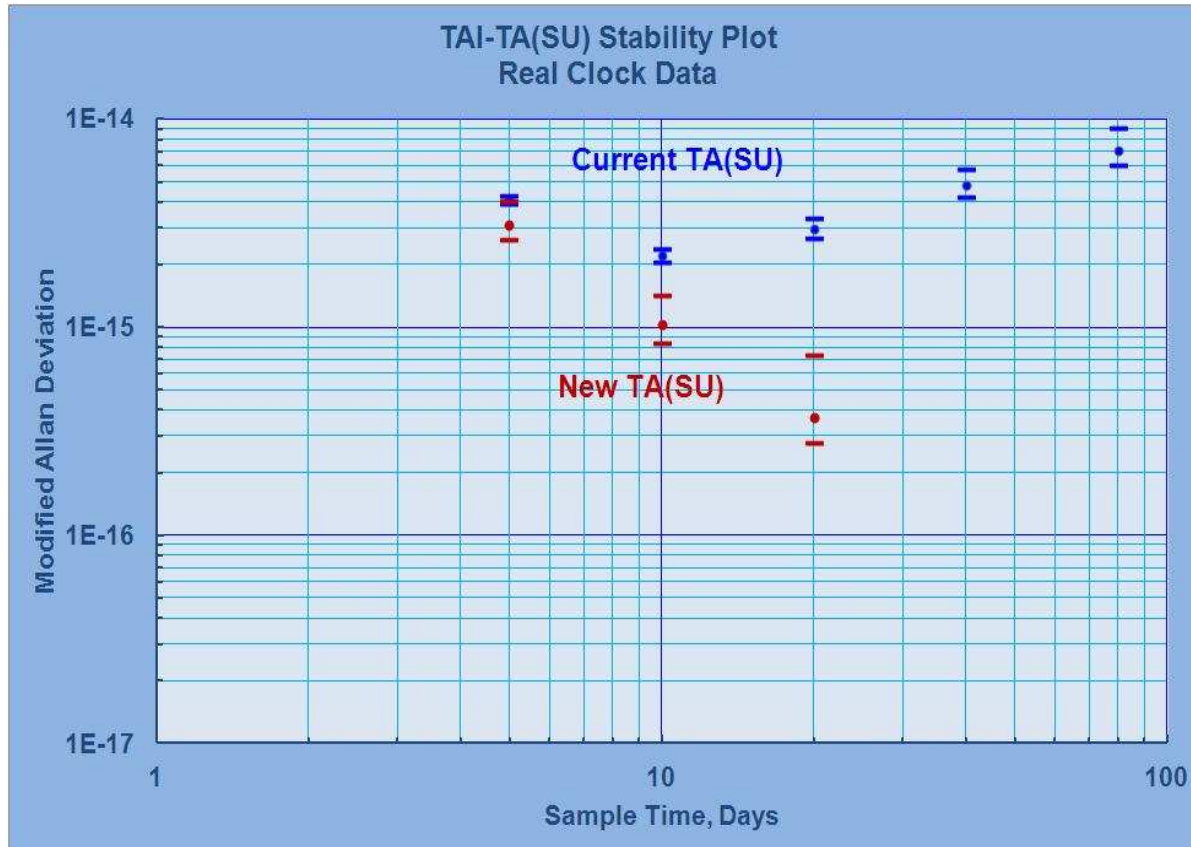
## New Time Scale Algorithm (Test Results)



- “Short” term stability (1 – 3 days) of TA(SU) - REF is de-termined by intrinsic H-masers instability and statistical averaging over ensemble.
- A bump at about one month which is in conformity to automatic frequency control theory and used value of time constant 1 month.
- For much more greater frequency stability estimations of TA(SU) - REF and CS - REF coincide and reach caesium estimations TA(SU) - CS for short time is limited by caesium fountain standards stability itself and for greater sample times demonstrate TA(SU) steering features relative to CS.
- In any case time algorithm stability analysis based on simulated data enables to expect marked improvement in TA(SU) stability up to level considerably better than  $\sigma_y(\tau) 1 \times 10^{-15}$ .
- Averaged TA(SU) and CS time unit difference  $\leq 3 \times 10^{-17}$  demonstrates TA(SU) ability to keep time unit reproduced by primary caesium fountain standards without any degradation at least at level of stated CS  $103 u_B \leq 5 \times 10^{-16}$ .

# UTC(SU) time scale maintenance

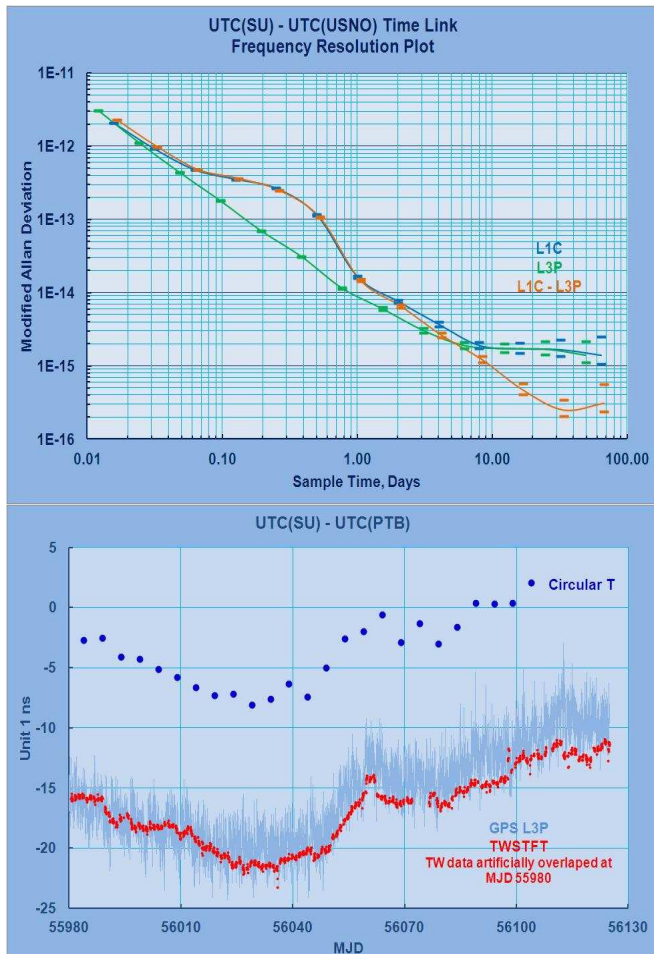
## New Time Scale Algorithm (Real Clock Data)



**TA(SU) stability level obtained basing on real clock data and new algorithm for three months is in harmony with expectations within measurement uncertainty**

# Time transfer

## GNSS and TWSTFT



### GNSS

- Estimation of  $u_A$  uncertainty for long range time link between SU and USNO.
- VNIIFTRI TTS3#26 receiver (GPS C/A and P3)
- USNO AOS SRC TTS-2 #014 (GPS C/A) and ASHTECH Z-XII3T #RT920012203 (GPS P3).
- Second Difference

$$\{[\text{UTC}(\text{SU})-\text{GPSST}]-\text{UTC}(\text{USNO})-\text{GPSST}\}_{\text{C/A}} \\ - \{[\text{UTC}(\text{SU})-\text{GPSST}]-\text{UTC}(\text{USNO})-\text{GPSST}\}_{\text{P3}}$$

### TWSTFT

- Experimental sessions with PTB and Far East, and South East laboratories continues more than half a year via AM2 satellite.
- TWSTFT data from VNIIFTRI till now are referred to not to UTC(SU) but to UTC(SU) Master Clock.
- Till now this link is not calibrated and can't be used to contribute to TAI to full extend. Nevertheless even now with existing status this link may be used for primary CS standard frequency comparison.

# SECONDARY TIME AND FREQUENCY LABORATORIES

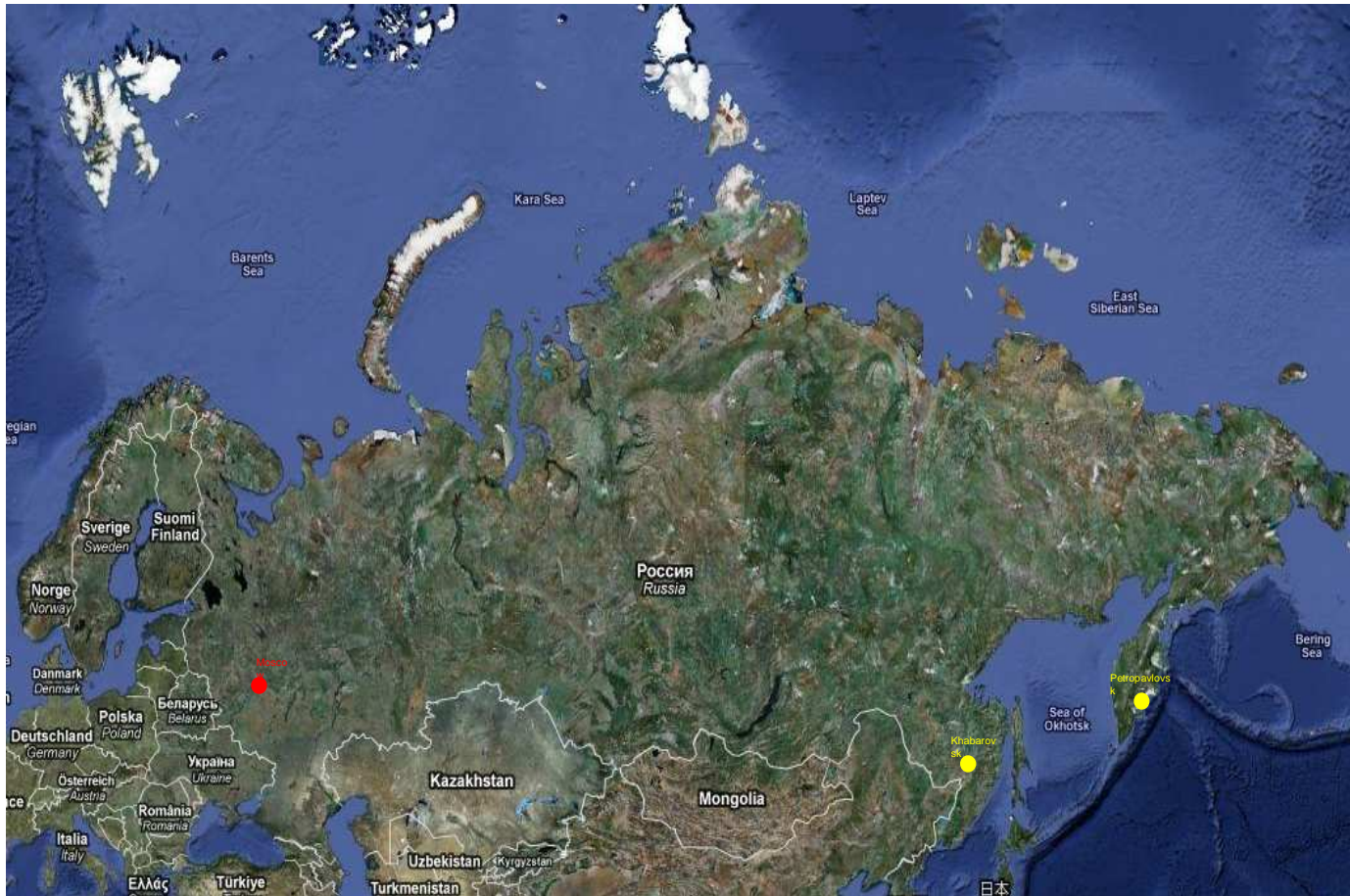
Existing time links offer time scale based on ensemble of remote clocks of secondary laboratories.

The weight of remote clocks of secondary laboratories will be dependent on clocks performances, that's why secondary laboratories will be equipped with the same type H-masers and time transfer instrument as primary laboratory.

The only difference of secondary laboratories equipment will be much more modest list of instruments. The ensemble of H-masers will consists of 4 clocks for each laboratory. The environmental conditions for instrument and reliability of the electrical power have to be comparable to primary laboratory.



# Upgrading of the secondary laboratories



**Petropavlovsk**  
2 passive H-masers  
2 5071 Cs standards in thermo stabilized chamber  
T&F clock comparison system  
TTS3 time transfer system (system have been calibrated by VNIIFTRI)

## **Khabarovsk**

3+1 active H-masers in thermo stabilized chamber  
T&F clock comparison system  
TTS3 & TTS4 time transfer system (all systems have been calibrated)  
TWSTFT system

# Calibration activity and new instruments in the operational time transfer system



Rapport BIPM-2010/04

BUREAU INTERNATIONAL DES POIDS ET MESURES

Relative characterization of GNSS receiver delays  
for GPS and GLONASS C/A codes in the L1 frequency band  
at the OP, SU, PTB and AOS

W. Lewandowski and L. Tisserand



2010


Pavillon de Breteuil, F-92312 SEVRES Cedex

**At the moment of calibration readings of the VNIIFTRI receivers coincide within 1 ns**

**Calibration campaign is not finished yet, but very preliminary data are optimistic and coincide with previous year results within 3 ns**



## Calibration activity and new instruments in the operational time transfer system



**VNIIFTRI receiver's internal delays for GLONASS differs from that of the BIPM receiver about 200 ns. This value coincide with analogous data for previous year. The problem origin is that the BIPM and VNIIFTRI receiver's delay are traceable to the different not calibrated sources for about twenty years. And till now there is no accurately calibrated GLONASS time receiver.**

**We have scheduled such a work basing on new TTS4 receiver, ordered necessary equipment and hope to report result next PTTI.**

## TWSTFT stations status



**Two stationary (one in VNIIFTRI, the other will be installed in Khabarovsk branch of VNIIFTRI) and one portable stations.**

**Stations will use AM2 satellite and VNIIFTRI join to Europe Asia TWSTFT link.**

**All stations with SATSIM system to monitor internal delays.**

**All station have been good tested .**







# TWSTFT calibration

- In September 2011, FSUE VNIIFTRI joined the Eurasian TWSTFT workgroup with two stations: fixed station SU01 and mobile station SU02. For providing accurate comparisons of the time scale UTC(SU) with Eurasian TWSTFT workgroup time scales, a calibration of the SU01 station relatively to the PTB03 station of PTB needed to be done. In accordance with a preliminary agreement between VNIIFTRI and PTB from July 2012, a “Plan of preparing and realization SU01 VNIIFTRI TWSTFT station calibration affordable to PTB” was prepared. This plan anticipated a calibration with three independent methods. During the time October 26 to November 7 2012 (MJD 56226 – 56238) colleagues from VNIIFTRI and PTB in Braunschweig (Germany) successfully implemented this plan.



Fig. 2 – Route of the calibration trip

### 3.2 TWSTFT mobile station SU02

Before the trip to PTB (MJD 56209 - 56211) and after the trip (MJD 56238 - 56243) in VNIIFTRI mutual calibrations on a short base (30 m) between SU01 and SU02 TWSTFT stations were performed, using the passive H-Maser CH1-76A (HMA) in SU02 station. VNIIFTRI's calibration equipment connection schematic with using HMA is shown in Fig. 4. Herewith, SU01 and SU02 mutual calibration results in both cases were identical and  $SU01 - SU02 = -4.0$  ns with uncertainty  $u_{B1} \leq 0.5$  ns (Fig. 3).

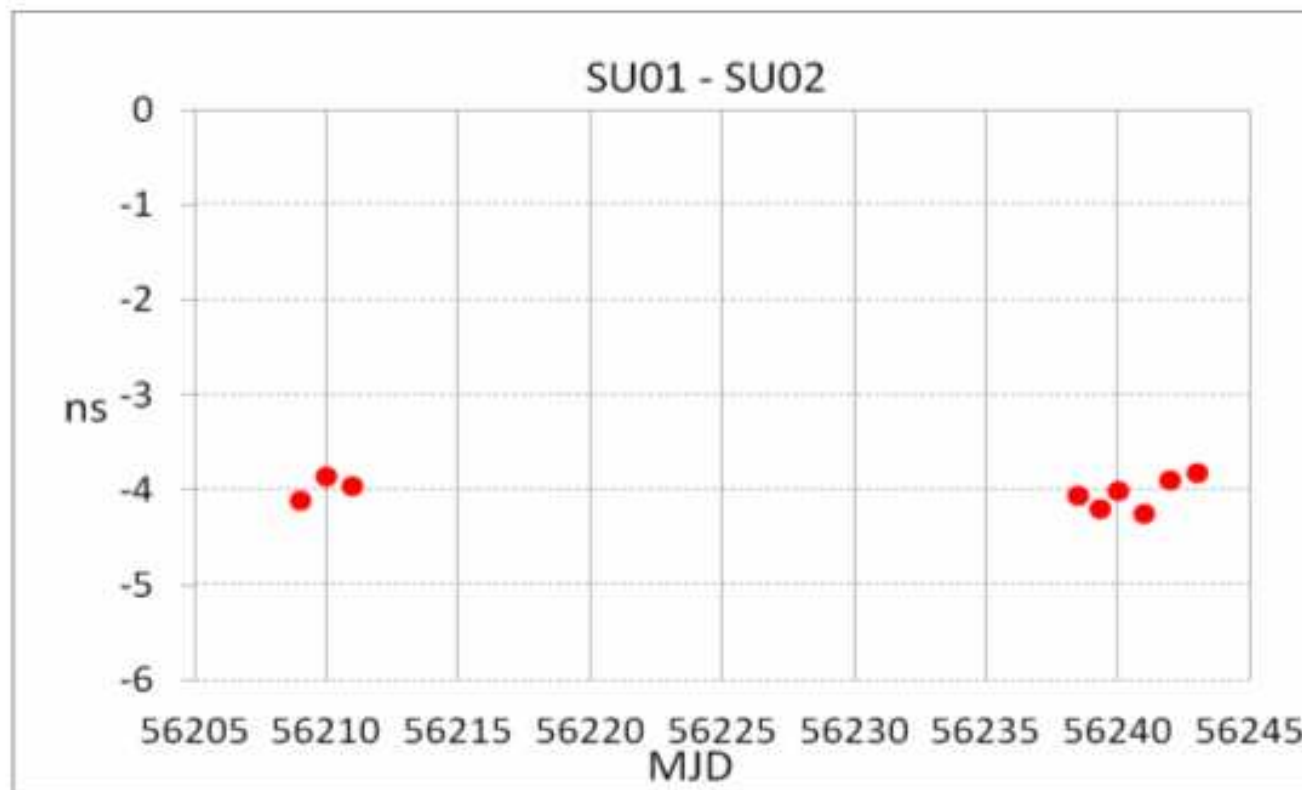


Fig. 3 – Results of calibrations between SU01 and SU02 stations on a short base



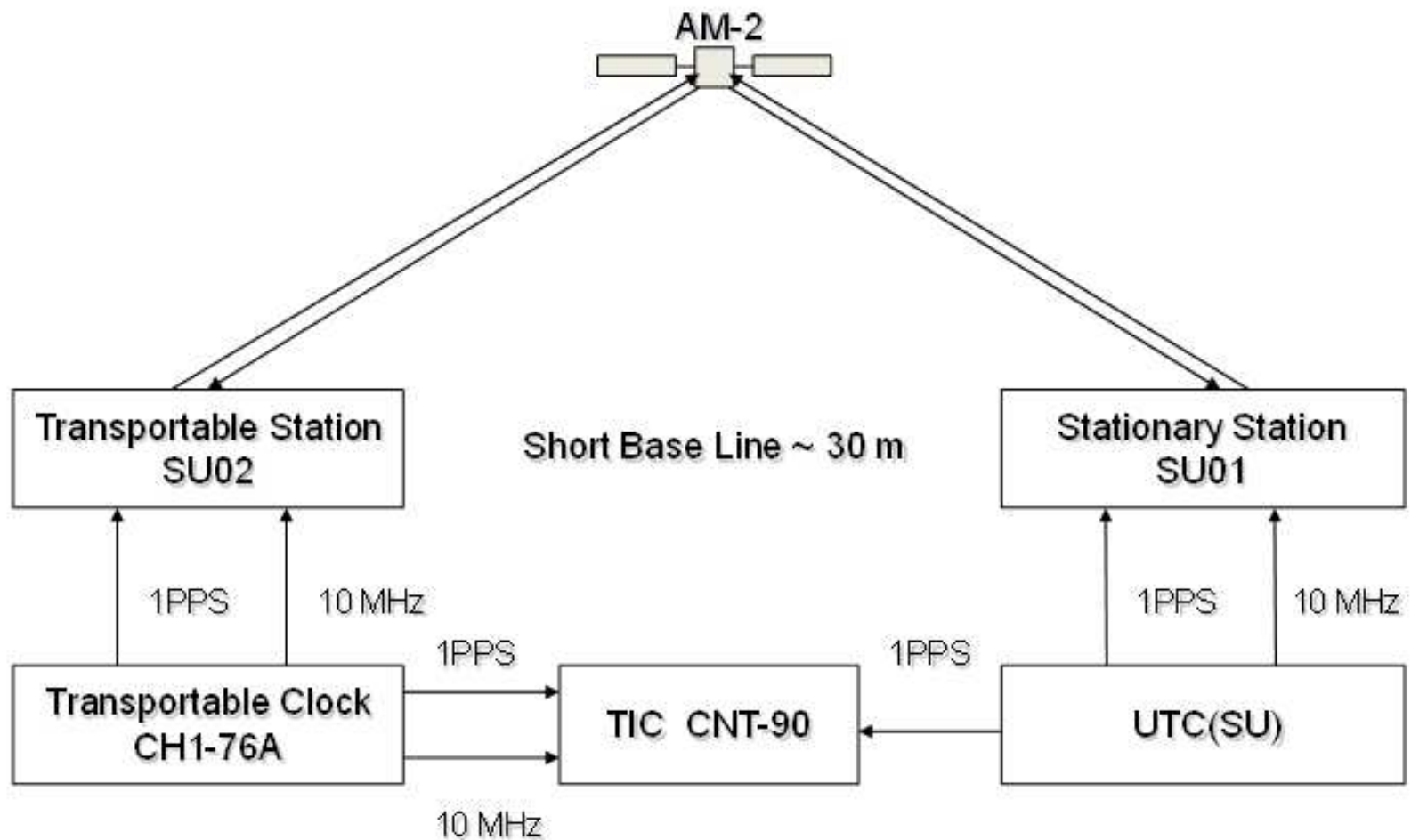


Fig. 4 – SU01 and SU02 stations connection schematic in VNIIFTRI

Table 2 – UTC(PTB) and UTC(SU) time scales comparison results

MJD	UTC(PTB) - H MV ns	UTC(SU) - H MVc ns	UTC(PTB) - UTC(SU) ns	$u_A$ ns	$u_{B1}$ ns	$u_{B2}$ ns	$u_{B3}$ ns	$u_R$ ns
56232.44	339.2	326.5	12.7	0.3	0.5	0.2	0.9	1.0
56233.43	350.5	337.5	13.0	0.3	0.5	0.2	0.9	1.0

H MVc – with Sagnac effect correction and calibration on zero base

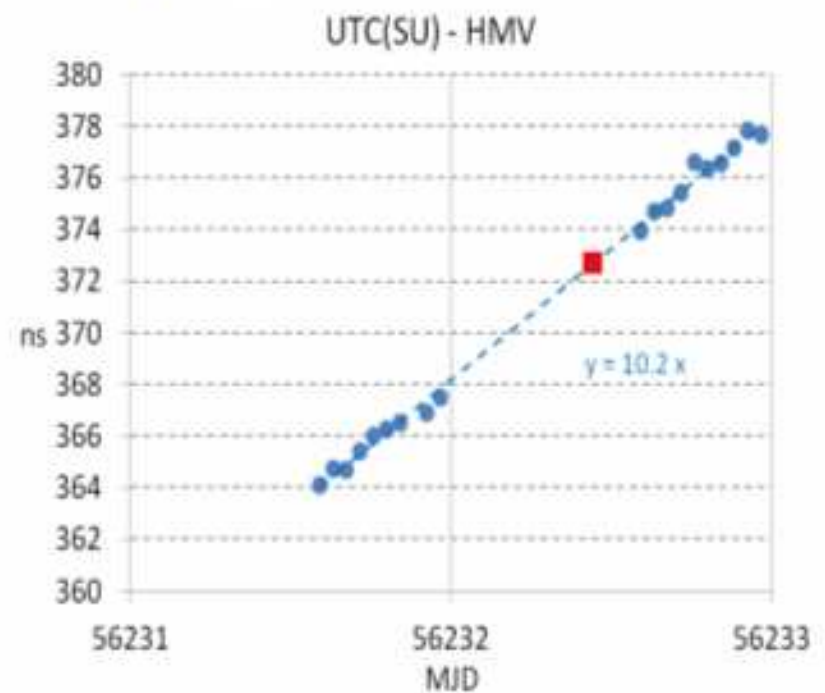
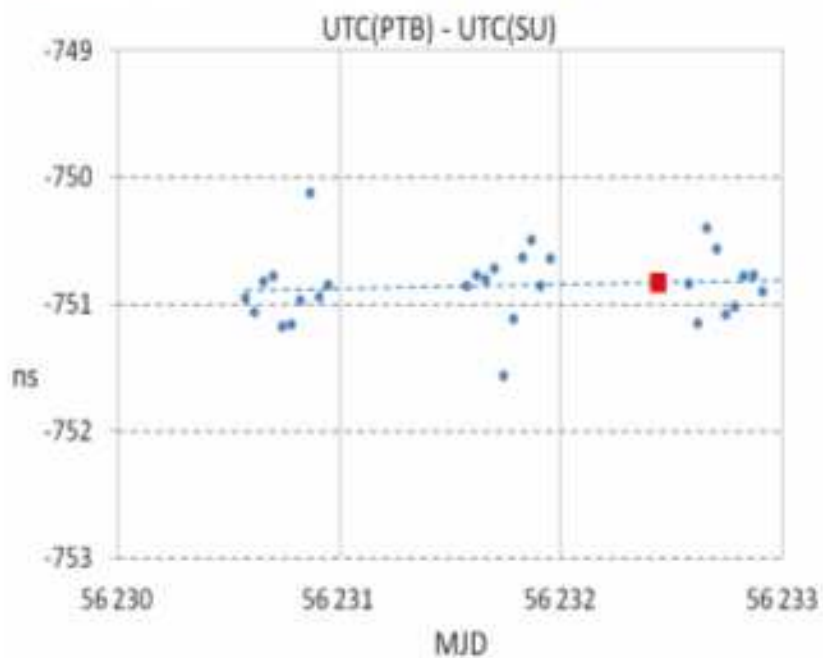






Table 5 - UTC(PTB) and UTC(SU) time scales comparison results MJD 56230 -56233

	UTC(PTB) – UTC(SU) ns		
	Mobile TWSTFT station SU02	GNSS receiver TTS-3	Transportable H-Maser CH1-76A
MJD 56231.50		13.5	
MJD 56232.44	12.7	12.9	12.9
MJD 56233.43	13.0	12.4	14.1
$u_A$	$\leq 0.3$	$\leq 1.4$	$\leq 0.1$
$u_B$	$\leq 1.0$	$\leq 3.0$	$\leq 3.0$
$u$	1.1	3.3	3.0

# Investigation Program

Frequency standard on  $^{87}\text{Sr}$   
neutral atoms  
in an optical lattice




A cloud of cold atoms  
was successfully  
trapped in Blue  
MOT (with-out  
repumping)

Time & frequency transfer  
by optical fiber links



# The Long Range Length Standard



**New Length Standard for ranges up to 60 m.**

**The Meter realization according to the definition in SI.**

**The basis of the instrument is Michelson interferometer with unequal arms – the longest one more than 60 meters. Light source for interferometer – two mode laser. The intermode frequency is stabilized across primary standard.**

**At the moment the length standard is under metrology investigation.**

**Expected uncertainties:**

- type A  $\leq 10 \mu\text{m}$**
- type B  $\leq (10 + 0.5 \times L) \mu\text{m}$**   
**where L is basis length, m**





# CONCLUSIONS

The modernization program of operational means and investigation programs will lead to considerable improvements in performances of the National Primary Time and Frequency Standard of Russian Federation and chain of secondary time laboratories.

These programs make provision to achieve following performances at 2013:

- Accuracy CS fountain standard about  $5 \times 10^{-16}$
- Time scale stability level  $5 \times 10^{-16}$  for sample time from 10 to 30 days
- Time link uncertainty level relative UTC about 1 ns
- RMS difference  $UTC - UTC(SU) \leq 10$  ns
- RMS difference  $UTC(SU) - \text{Secondary Laboratories} \leq 10$  ns

All these achievement inevitably will be reflected into GLONASS UTC(SU) dissemination. We hope that this will lead to UTC(SU) –  $UTC(SU)_{GLONASS} \leq 10$  ns.

**Thank you for attention!**